



We would love to see what learning you've been doing at home! Please send photos in using the **Evidence Me app**. We also have a Nursery twitter page (@NurseryUmps) where you can share your learning with us and the rest of the school.

**Daily Phonics tasks**

**Phonics: Speed sounds set 1**

Revise the pictures for sounds: m, a, s, d, t, l, n, p, g, o, c, k, u, b, f, e, l, h, r

Help your child to recognise each picture for each sound.

Please see attached sheet.

Then learn the grapheme (letter sound) for the following: **m,a,s,t,d,i,n,p,g,o,c,k,u,b,f**

**Oral blending**

Collect some objects from around the house e.g. cup, mug, lid, fork, chair, pen, book, lamp, spoon.

Split each word up and say the sounds e.g. c-u-p then say cup. M-u-g then say mug. S-p-oo-n then say spoon.

**Challenge:** You point to an object and your child practices splitting the sounds of the word e.g. you point to cup, your child says the sounds c-u-p cup.

**Initial sounds**

Play 'I spy' in your house. Say "I spy something beginning with b". Can your child guess it's a...(book).

**Repeat with other initial sounds.** 't' = tv 'p' = plate 'c' = car 'a' = apple

**Weekly Maths Tasks**

**Number Activities:**

**Counting**

Practise counting up to and back from 10:

0, 1, 2, 3, 4, 5, 6, 7, 8, 9, 10

10, 9, 8, 7, 6, 5, 4, 3, 2, 1, 0

Count on from different numbers i.e

2, 3, 4, 5, 6, 7, 8, 9, 10

7, 8, 9, 10

4, 5, 6, 7, 8, 9, 10

**Challenge: Can you count to 20?**

**Revise recognising numbers 0 – 5.**

Practice forming these numbers using different media e.g. pencil, felt tp, sand, foam, chalk.

**Number Formation**

Can you trace the numbers?



Can your child say how many objects/items they have altogether in total without counting (up to 4).



There are 4 pencils.

**Weekly Reading and Writing Tasks**

**Reading:**

Parents to share a book with children daily. Visit Oxford Owl for free eBooks. You can create a [free account](#).

Complete the linked Play activities for each book.

**Share a story with your story: Little Red Riding Hood**

If you have the book, share the book with your child. If not, you can access the book on YouTube.

After you have read the story a few times ask questions about the story as you read with your child:

Who did Red riding hood go to visit?

Who did she meet on the way?

Why did the wolf dress up like grandma?

What happened at the beginning of the story...

middle...end?

Can you join in with the story?

What do you like about the story? Why?

**Writing:**

**Letters**

Revise forming letters: m,a,s,t,d, i, n, p, g, o c

Then practice forming the letters: u, b

Use different media e.g. pencil, felt tip, sand, foam, chalk on the ground.

**Name:**

Write your child's name on a big piece of paper and encourage them to trace over the lines.


**Challenge: Encourage them to look at the shape of each letter. Can your child copy the letters underneath?**

Check list for nursery – Summer Term	Tick
<ul style="list-style-type: none"> <li>• Can your child put on their coat and zip/button it up?</li> <li>• Can your child go to the toilet and wash their hands independently.</li> <li>• Can your child use connectives whilst talking e.g. I would like some toast <b>because</b> I am hungry.</li> <li>• I like eating strawberries <b>and</b> I like chocolate.</li> <li>• Can your child explain what's happening to their bodies when they exercise e.g. feeling hot and sweaty, tired, heart beating faster.</li> <li>• Does your child understand and answer 'how' and 'why' questions. E.g. Why do you brush your teeth? How do you brush your teeth? How do plants grow?</li> <li>• Can your child hold a pencil between thumb and two fingers with good control and start to form lowercase letters such as in their name?</li> <li>• Can your child retell a simple familiar story?</li> <li>• Can your child tell you about what they did at school? E.g "I went to school and I played with the toys. Then I sang Humpty Dumpty and ate some toast and drank milk. After that I played outside on the slide and the bikes. It was so much fun."</li> <li>• Can your child count to 10 forwards and backwards?</li> <li>• Can your child recognise numbers 0,1,2,3,4,5</li> <li>• Can your child touch count objects to 5 and tell you how many there are?</li> </ul>	


Speed Sound Pictures Set 1

Sounds m, s, n, f, l, r, v and z are all stretched sounds, e.g. 'mmmmm' and 'ssssss'.


All other sounds are bouncy sounds, e.g. 'a-a-a' and 'd-d-d'.



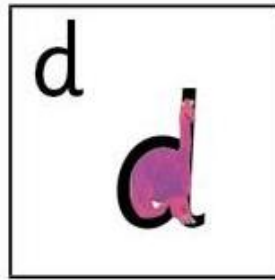
\_mmmm-mountain




a-a-apple



ssssss-snake



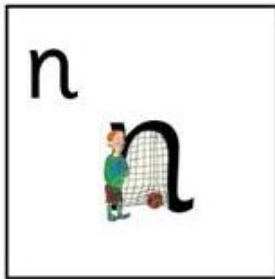
d-d-dinosaur




t-t-tower



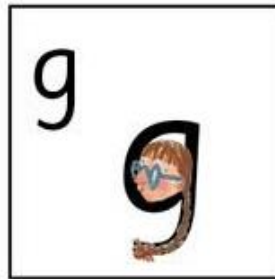
i-i-insect




nnnn-net




p-p-pirate




g-g-girl




o-o-orange



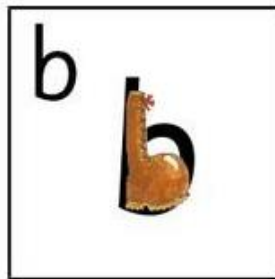
c-c-caterpillar



k-k-kangaroo



u-u-umbrella




b-b-boot




ffffff-flower



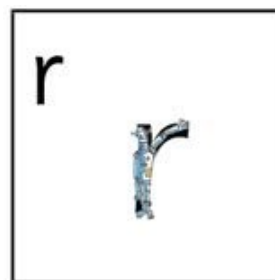
e-e-egg



llllll-leg



h-h-horse



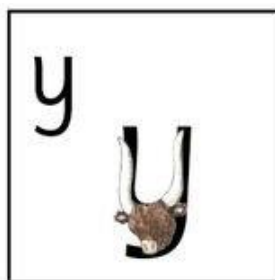
rrrrrr-robot




j-j-jack in a box



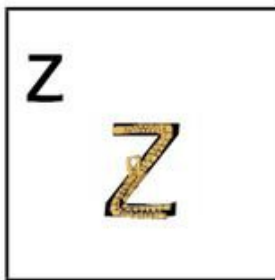
vvvvv-vulture




y-y-yak



w-w-worm



zzzz-zip



exercise

